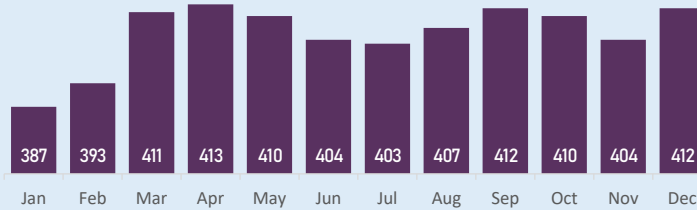


## HEADLINE FIGURES

Number of children in care on the last day of December

**412**

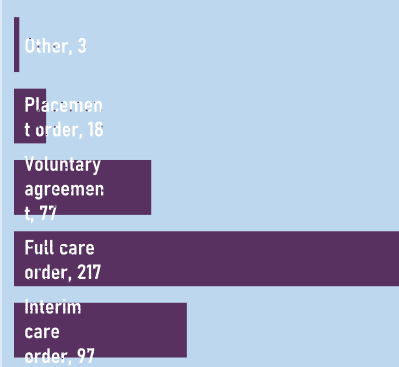
Target: Below 484



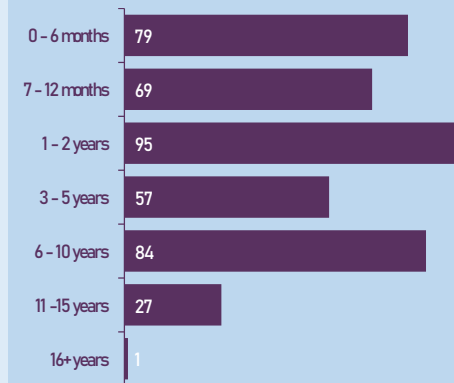
## Staffing

	Staff	Average Caseload
Family Safeguarding Qualified social workers	28	21
Children in Care Qualified social workers	18.3	20
Leaving Care Personal Advisors	8	23
Independent Reviewing Officers	6	68

## Legal status of children in care



## Length of time children have been in care

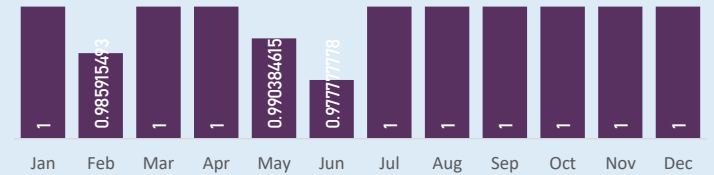


## SERVICE STANDARDS

% of child in care reviews which were held on time (year to date, and during each month)

**99.6%**

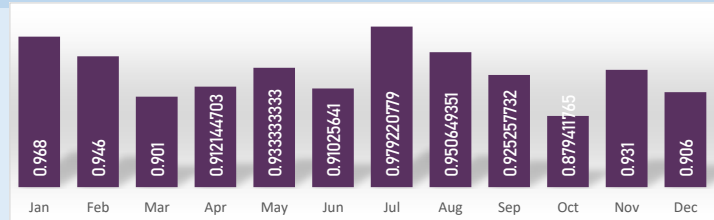
Target: 100%



% of child in care statutory visits which were carried out on time (year to date, and during each month)

**90.6%**

Target: Above 98%



## HOME

Home stability

**15.0%**

Target: below 8%

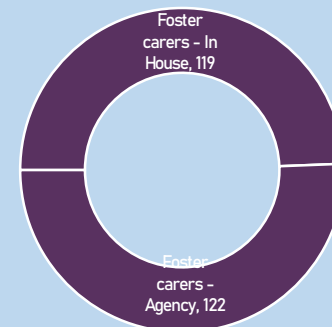
15.0% of children in Peterborough's care had 3 or more different homes in the last 12 months.

Out of those children who have been in care for over 2.5 years, 66.4% have been in their current home for two or more years.

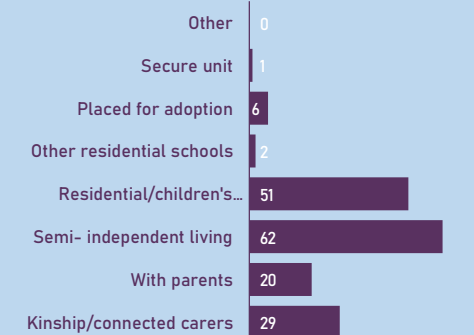
**66.4%**

Target: above 70%

## Type of home of children in care

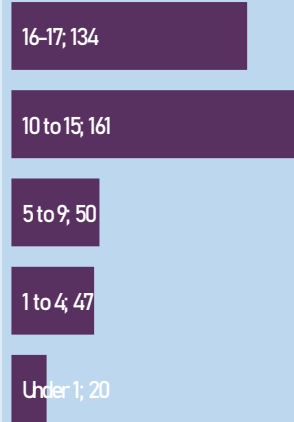


## Other settings breakdown



## EDUCATION

### Children in care by age group



### % of school-aged children in care who have a PEP in place

93.5%

Target: above 100%

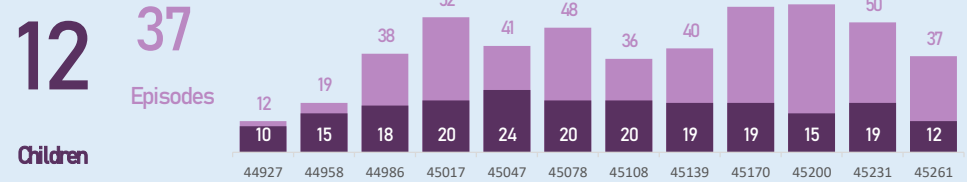
A Personal Education Plan (PEP) was in place for 215 out of 230 school aged children who were in care for at least a month by the end of December.

76.7%

76.7% of Peterborough's children in care are taught in good or outstanding schools.

### % of school-aged children in care in good or outstanding schools

## Children in care who go missing (with number of episodes)

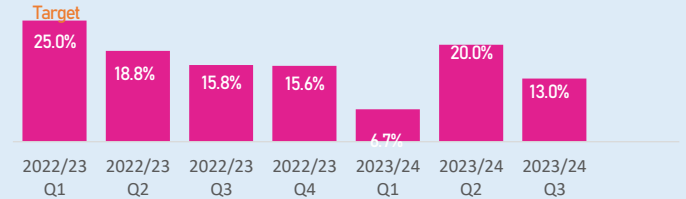


## ADOPTION

### % of children leaving care who are adopted by quarter

12.6%

Target: above 18%



### Timeliness of adoption process

Time to placement

580

Target: below 400

For children adopted during the past 12 months, an average of 580 days passed between the child entering care and them moving into their adoptive placement. An average of 298 days passed between their placement order being granted and approval of a match with their adopters.

Time to match

298

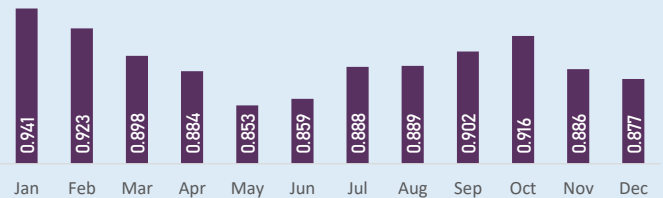
Target: below 120

## CARE LEAVERS

### Care Leavers who have a pathway plan in place

87.7%

Target: above 95%

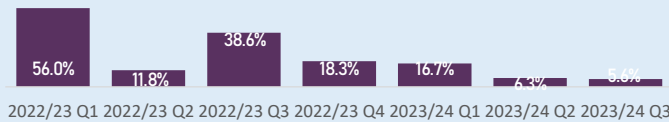


## HEALTH - SERVICE STANDARDS

### Children in care whose initial health assessment was completed on time (Year to date and by quarter)

9.4%

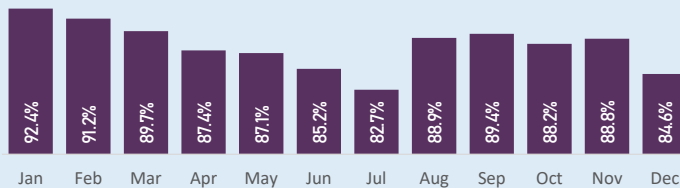
Target: above 95%



### Children in care whose annual health assessment was completed on time

84.6%

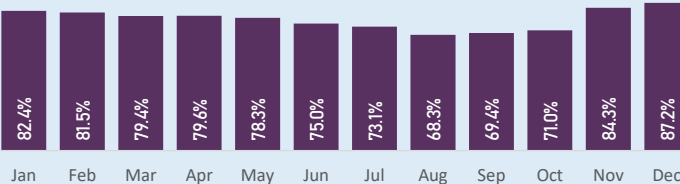
Target: above 90%



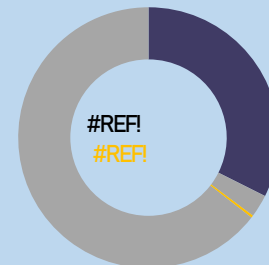
### Children in care whose annual dental examination was completed on time

87.2%

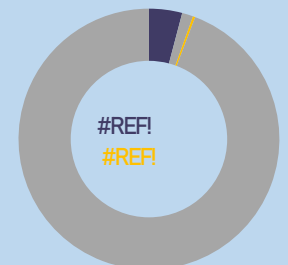
Target: above 90%

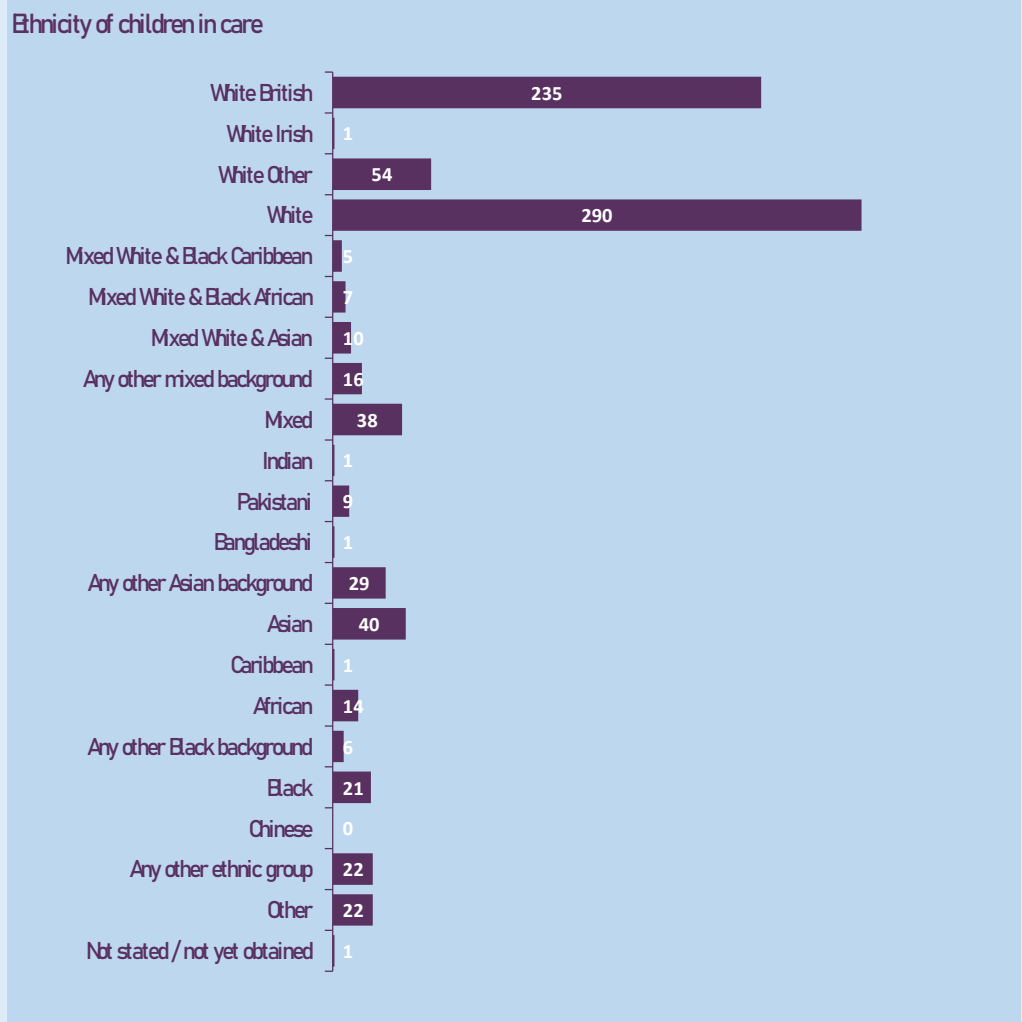


19 to 21 year old care leavers who are not in employment, education or training (NEET)



19 to 21 year old care leavers who live in unsuitable accommodation





This page is intentionally left blank